




The cut-line (die-cut, shape of the sticker) is the magenta coloured line, in the examples below.

Regarding the cut-line you ideally want only round corners (the right example below).

incorrect - half correct - correct



When your design is not completely white around the edge of the sticker, you want to make your design 3mm larger (3mm extra around the cut-line (die-cut shape of the sticker)). Thus a 3mm bleed.

incorrect - correct

